






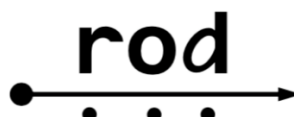


TYC Lesson 35 Mastery Test: Directions and Recording Form

Instructions for Test Administration

1. Call a student to a quiet location to administer the test.
2. Give a copy of the test to the student.
3. The student will touch under and say the sounds without stopping between them to sound out a word and then say it fast.
4. Point to the column of words at the top of the test. Tell the student: **You are going to read these words. First you are going to sound them out and then say them fast. Do your best.**
5. **First word. Touch the first ball on the arrow. Sound it out.** Child touches under **n**, **o**, and **t** and says “nnnoot” without stopping between the sounds. **Say it fast. “not.”**
6. **Next word. Touch the first ball on the arrow. Sound it out.** Child touches under **m**, **a**, and **n** and says “mmaaannn” without stopping between the sounds. **Say it fast. “man.”**
7. Repeat step 6 for remaining words on the test.
 - Place a ✓ in the **BL box** when the student sounds out the word without stopping between the sounds and in the **WR box** when the student correctly reads word.
 - Place an X in the **BL box** when the student stops between the sounds when sounding out word or in the **WR box** when the student does not correctly say the word.
 - Circle each sound error (e.g., if a student does not say “ooo” when sounding out “not,” circle the “o”).
 - If a student correctly reads a word without sounding out/blending, that is ok. Continue with next word. Leave the BL box blank.
 - If a student does not know a sound or word or stops between the sounds when blending, do not provide a correct response unless the student will not continue. Mark the error. Point to next word and repeat step 6 until end of test.

BL	WR	
<input type="checkbox"/>	<input type="checkbox"/>	
<input type="checkbox"/>	<input type="checkbox"/>	
<input type="checkbox"/>	<input type="checkbox"/>	
<input type="checkbox"/>	<input type="checkbox"/>	
<input type="checkbox"/>	<input type="checkbox"/>	
<input type="checkbox"/>	<input type="checkbox"/>	
<input type="checkbox"/>	<input type="checkbox"/>	
<input type="checkbox"/>	<input type="checkbox"/>	

Note: BL = Blending Sounds (without stopping between the sounds)
WR = Word Reading

Passing Mastery Criterion: One word reading error.

If one **word reading error**, continue to next lesson. (You'll mark the sound and blending errors, but they do not count as tested items.)

If more than one word reading error, provide extra practice for each sound identification, blending, and word reading error. **Retest only the word reading errors.** Student must pass before moving to the next lesson.