

Note: Name tags will be needed for Exercises 1 and 5.

EXERCISE 1

MY NAME IS

Note: Name tags will be needed for this exercise.

1 my name is _____

- a. (Pass out name tags.)
 - (Point to your name tag and say your name.)
 - (Prompt students to say your name.)
- b. (Point to each student's name tag and say the name.)
 - (Prompt class to say each name.)
- c. (Point to words **my name is**.)
(Tap for each word as you say:)
My ... name ... is ... [teacher's name].

- d. (Point to word **my**.) My.
 - (Point to students.) (Tap as you and students say:) *My ... my ... my.*

Repeat step d until firm.

- e. (Point to word **name**.) Name.
 - (Point to students.) (Tap as you and students say:) *Name ... name ... name.*

Repeat step e until firm.

- f. (Point to word **is**.) Is.
 - (Point to students.) (Tap as you and students say:) *Is ... is ... is.*

Repeat step f until firm.

- g. (Point to yourself.) (Tap for each word as you say:) My ... name ... is.
 - (Point to students.) (Tap for each word as you and students say:) *My ... name ... is.*
 - (Call on several students.) (Tap for each word as student says:) *My ... name ... is.*

- h. (Point to yourself.)
My name is [teacher's name].

- i. (Point to a student.) (Tap as you and student say:) *My name is [student's name].*

- (Repeat steps h and i with several students.)

EXERCISE 2

BOOK CUP



2a

book

cup

- a. (Point to word **book**.) Book.
 - (Point to students.) Say book.
(Tap as you and students say:) *Book.*
 - (Point to students.) Say **book**. (Tap.) *Book.*

Repeat step a until firm.

- b. (Point to word **cup**.) Cup.
 - (Point to students.) Say cup.
(Tap as you and students say:) *Cup.*
 - (Point to student.) Say **cup**. (Tap.) *Cup.*

Repeat step b until firm.

2b



- c. (Point to yourself.)
 - (Touch each book and say:) *Book ... book ... book.*
 - (Point to first book.)
(Touch first book and say:) *Book.*
 - (Point to students.) Say book. (Touch each book as you and students say:) *Book ... book ... book.*

Repeat step c until firm.

- d. (Point to yourself.)
 - (Touch each cup and say:) *Cup ... cup.*
 - (Point to students.) Say cup. (Touch each cup as you and students say:) *Cup ... cup.*

Repeat step d until firm.

- e. (Touch a book as you and students say:) *Book.*

- (Touch a cup as you and students say:) *Cup.*

- f. (Touch a cup.) *Cup.*

- (Touch a book.) *Book.*

- (Touch a book.) *Book.*

- (Touch a cup.) *Cup.*

- (Touch a cup.) *Cup.*

Repeat steps e and f until firm.

INDIVIDUAL TURNS

(Call on individual students to do one or both of the following tasks:)

- (Touch a book.) *Book.*
- (Touch a cup.) *Cup.*

EXERCISE 3

CLAP NOD

3

clap

nod

- (Point to word **clap**.) Clap.
 - (Point to students.) Say clap. (Touch **clap** as you and students say:) *Clap.*
 - Say clap. (Tap as you and students say:) *Clap.*
 - Your turn: Say **clap**. (Tap as students say:) *Clap.*

Repeat step a until firm.

- (Point to word **nod**.) Nod.
 - (Point to students.) Say nod. (Touch **nod** as you and students say:) *Nod.*
 - Say nod. (Tap as you and students say:) *Nod.*
 - Your turn: Say **nod**. (Tap as students say:) *Nod.*

Repeat step b until firm.

- (Point to yourself.) Nod. (Nod 2 or 3 times.)
- (Point to yourself.) Nod. (Nod 2 or 3 times.)
- (Point to students.) Your turn: Nod. (Prompt students if necessary.) [Students nod.]
- (Point to students.) Nod. [Students nod.]

Repeat steps c and d until firm.

INDIVIDUAL TURNS

(Call on individual students to nod.)

- (Point to yourself.) Clap. (Clap 2 or 3 times.)
- (Point to yourself.) Clap. (Clap 2 or 3 times.)
- (Point to students.) Your turn: Clap. (Prompt students if necessary.) [Students clap.]
- (Point to students.) Clap. [Students clap.]

Repeat steps e and f until firm.

- Your turn: Nod. [Students nod.]
- Your turn: Nod. [Students nod.]
- Your turn: Clap. [Students clap.]
- Your turn: Nod. [Students nod.]
- Your turn: Clap. [Students clap.]

Repeat step g until firm.

INDIVIDUAL TURNS

(Call on individual students to do one or both of the following tasks:)

- Clap. [Student claps.]
- Nod. [Student nods.]

EXERCISE 4

COUNT 1-4

4a

1

2

3

4

- (Point to numeral **1**.) (Touch **1**.) One.
 - (Face students.)
 - (Hold up 1 finger.) One.
- Say one. (Tap as you and students say:) *One.*
 - Say one. (Tap as you and students say:) *One.*
 - Your turn: Say **one**. (Tap.) *One.*

Repeat steps a and b until firm.

- (Point to **2**.) (Touch **2**.) Two.
 - (Hold up 2 fingers.) Two.
- Say two. (Tap as you and students say:) *Two.*
 - Say two. (Tap as you and students say:) *Two.*
 - Your turn: Say **two**. (Tap.) *Two.*

Repeat steps c and d until firm.

- (Point to **3**.) (Touch **3**.) Three.
 - (Hold up 3 fingers.) Three.
- Say three. (Tap as you and students say:) *Three.*
 - Say three. (Tap as you and students say:) *Three.*
 - Your turn: Say **three**. (Tap.) *Three.*

Repeat steps e and f until firm.

TO CORRECT PRONUNCIATION

- Say rreee. (Tap.) Rreee.
- Say thrrree. (Tap.) Thrrree.
- Say three. (Tap.) Three.

- g. (Point to numbers.) (Touch each number as you say:) 1... 2 ... 3.
- (Point to numbers.) (Touch each number as you say:) 1... 2 ... 3.
- h. (Point to students.) Say, 1... 2 ... 3.
- (Touch each number as you and students say:) 1... 2 ... 3.
- (Point to numbers.) Your turn: (Touch each number as students say:) 1... 2 ... 3.

Repeat steps g and h until firm.

- i. (Face students.)
- (Hold up 3 fingers.) My turn: Count. (Touch each finger as you say:) 1... 2 ... 3.
- Your turn: Count. (Touch each finger as students say:) 1... 2 ... 3.

Repeat step i until firm.

- j. (Hold up 2 fingers.) Your turn: Count.
- (Touch each finger as students say:) 1... 2.

Repeat step j until firm.

- k. (Hold up 3 fingers.) Your turn: Count.
- (Touch each finger as students say:) 1... 2 ... 3.

Repeat step k until firm.

INDIVIDUAL TURNS

(Call on individual students to do one or two of the following tasks:)

- (Point to numbers.) (Touch each number as student says:) 1... 2 ... 3.
- (Hold up 2 fingers.) Your turn: Count. (Touch each finger as student says:) 1... 2.
- (Hold up 3 fingers.) Your turn: Count. (Touch each finger as student says:) 1... 2 ... 3.

- l. (Point to 4.) (Touch 4.) Four.
- (Hold up 4 fingers.) Four.
- Say four. (Tap as you and students say:) Four.
- Your turn: Say **four**. (Tap.) Four.

Repeat step l until firm.

- m. (Point to numbers.)
- (Touch each number as you say:) 1, 2, 3, 4.
- Say, 1... 2... 3... 4. (Touch each number as you and students say:) 1, 2, 3, 4.
- Your turn. (Touch each number as students say:) 1, 2, 3, 4.

Repeat step m until firm.

- n. (Hold up 4 fingers.) (Point to fingers.)
- Your turn: Count. (Touch each finger as students say:) 1, 2, 3, 4.

Repeat step n until firm.

4b



- o. (Point to picture.) Count. (Touch each object as you say:) 1, 2, 3, 4.
- Your turn: Count. (Touch each object as students say:) 1, 2, 3, 4.

- p. How many? (Tap as you and students say:) Four.

- Your turn: How many? (Tap.) Four.

Repeat steps o and p until firm.

INDIVIDUAL TURNS

(Call on individual students to do the following task:)

- (Point to picture.) Your turn: Count. (Touch each object as student says:) 1, 2, 3, 4.

EXERCISE 5

A TEACHER

Note: Name tags will be needed for this exercise.

5

my name is _____
a teacher

- a. (Point to yourself.)
My name is [teacher's name].
- b. (Point to a student:) (Tap as you and student say:) *My name is [student's name].*
• (Repeat steps a and b with several students.)
- c. (Point to word **teacher**.) Teacher.
• Say teacher. (Tap as you and students say:) *Teacher.*
• Your turn: Say **teacher**. (Tap.) *Teacher.*
Repeat step c until firm.
- d. (Point to yourself.) Say, **a** teacher. (Tap for each word as you and students say:) **A** teacher.
• Your turn: Say, **a** teacher. (Tap for each word.) *A teacher.*
Repeat step d until firm.
- e. (Point to yourself.) I am a teacher.
• What am I? A teacher.
• Your turn: What am I? (Tap for each word.) *A teacher. Yes, a teacher.*
Repeat step e until firm.
- f. (Point to yourself.)
My name is [teacher's name].
• What is my name? (Tap.) [Students say your name.]
- g. I am a teacher.
• What am I? (Tap for each word.) *A teacher.*
Repeat steps f and g until firm.
- h. What is my name? (Tap.) [Students say your name.]
• What am I? (Tap for each word.) *A teacher.*
Repeat step h until firm.

INDIVIDUAL TURNS

(Call on individual students to do one or two of the following tasks:)

- What am I? A teacher.
- What is my name? [Student says your name.]
- Say: My name is [student's name].
My name is ... [student's name].

EXERCISE 6

BOY SHOE



6a

boy

shoe

- a. (Point to word **boy**.) Boy.
• Say boy. (Tap as you and students say:) *Boy.*
• (Point to students.) Your turn: Say **boy**. (Tap.) *Boy.*
Repeat step a until firm.
- b. (Point to word **shoe**.) Shoe.
• Say shoe. (Tap as you and students say:) *Shoe.*
• (Point to students.) Your turn: Say **shoe**. (Tap.) *Shoe.*
Repeat step b until firm.

6b



- c. (Point to yourself.)
• (Touch each boy and say:) Boy ... boy ... boy.
• (Touch first boy and say:) Boy.
- d. (Point to students.) Say boy. (Touch each boy as students say:) *Boy ... boy ... boy.*
Repeat steps c and d until firm.

- e. (Point to yourself.)
 - (Touch shoe.) Shoe.
 - (Touch other shoe.) Shoe.
- f. (Point to students.) Say shoe. (Touch each shoe as you and students say:) *Shoe...shoe.*

Repeat steps e and f until firm.

- g. (Touch boy as you and students say:) *Boy.*
 - (Touch shoe as you and students say:) *Shoe.*
 - (Touch shoe.) *Shoe.*
 - (Touch boy.) *Boy.*
 - (Touch boy.) *Boy.*
 - (Touch shoe.) *Shoe.*
 - (Touch shoe.) *Shoe.*

Repeat step g until firm.

INDIVIDUAL TURNS

(Call on individual students to do one or both of the following tasks:)

- (Touch boy.) *Boy.*
- (Touch shoe.) *Shoe.*

EXERCISE 7

CLAP NOD SMILE

- a. (Point to yourself.) My turn: Clap. (Clap.)
 - My turn: Nod. (Nod.)
- b. (Point to students.) Your turn: Nod. [Students nod.]
 - (Point to students.) Your turn: Clap. [Students clap.]

Repeat steps a and b until firm.

- c. (Point to students.) Say mile. (Tap as you and students say:) *Mile.*
 - Your turn: Say mile. (Tap.) *Mile.*

Repeat step c until firm.

- d. Say sssmile. (Tap as you and students say:) *Sssmile.*
 - Your turn: Say sssmile. (Tap.) *Sssmile.*

Repeat step d until firm.

- e. Your turn: Say **smile.** (Tap.) *Smile.*

Repeat step e until firm.

- f. (Point to yourself.) My turn: Smile. (Smile broadly.)
 - (Point to students.) Your turn: Smile. (Prompt students.) [Students smile.]
- g. (Point to yourself.) My turn: Nod. (Teacher nods 2 or 3 times.)
 - (Point to students.) Your turn: Nod. [Students nod.]

Repeat steps f and g until firm.

- h. (Point to students.) Smile. [Students smile.]
 - (Point to students.) Clap. [Students clap.]
 - (Point to students.) Nod. [Students nod.]
 - (Point to students.) Smile. [Students smile.]
 - (Point to students.) Smile. [Students smile.]

Repeat step h until firm.

INDIVIDUAL TURNS

(Call on individual students to do one or two of the following tasks:)

- Clap. [Student claps.]
- Smile. [Student smiles.]
- Nod. [Student nods.]

EXERCISE 8

SHOE BOOK CUP BOY



- a. (Point to yourself.) My turn.
 - (Touch each object as you say:) Shoe, book, cup, boy.
- b. (Point to students.) Your turn.
 - (Touch each object as you and students say:) *Shoe, book, cup, boy.*


Repeat steps a and b until firm.

INDIVIDUAL TURNS

(Call on individual students to do one or two of the following tasks:)

- (Touch shoe.) *Shoe.*
- (Touch book.) *Book.*
- (Touch cup.) *Cup.*
- (Touch boy.) *Boy.*

- c. (Point to a student.)
- Say, my name is [student's name]. (Tap for each word.) *My name is [student's name].*
- (Repeat step c with several students.)



- d. My turn: (Touch each object and say:) Shoe, book, cup, boy.
- (Point to students.) Your turn: (Touch each object as you and students say:) *Shoe, book, cup, boy.*

Repeat step d until firm.

EXERCISE 9

REVIEW

- a. (Point to yourself.) What is my name? (Tap.)
[Students say your name.]
- I am **a teacher.**
- What am I? (Tap for each word.) *A teacher.*
- b. What is my name? (Tap.)
[Students say your name.]
- Your turn: Say, my name is. (Tap for each word.) *My name is.*

Repeat steps a and b until firm.


Lesson 1

Exercise 1

my name is _____

Lesson 1

Exercise 2a



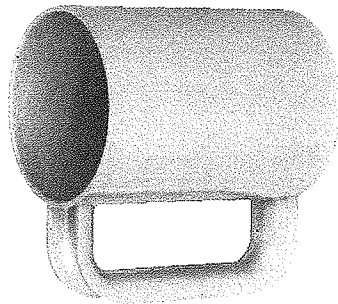




book



cup

Lesson 1

Exercise 2b



Lesson 1

Exercise 3

clap

nod



Lesson 1

Exercise 4a

1 2 3 4

Lesson 1

Exercise 4b



Lesson 1

Exercise 5

my name is _____
a teacher

Lesson 1

Exercise 6a






boy



shoe


Lesson 1

Exercise 6b



Lesson 1

Exercise 8



Lesson 1

Exercise 9

